

# Austin Police Staffing

---

2011 - present



# Austin Violent Crime

- In 2016 Austin posted an 11.3 % increase in violent crime.
- This ranked us as #6 on the list of cities with fastest growing crime rates.



- Since 2014, Austin has seen an average crime increase of 8.1% per year.
- January and February 2017 show this trend to be continuing.



APD is understaffed. Don't take our word for it...

- In 2012 the at-large Austin City Council commissioned a Police Staffing Study. (PERF Report)
- Study cost \$100,000
- Recommended adding 228-257 Officers over 5 years.
- City has added 190 since 2012.

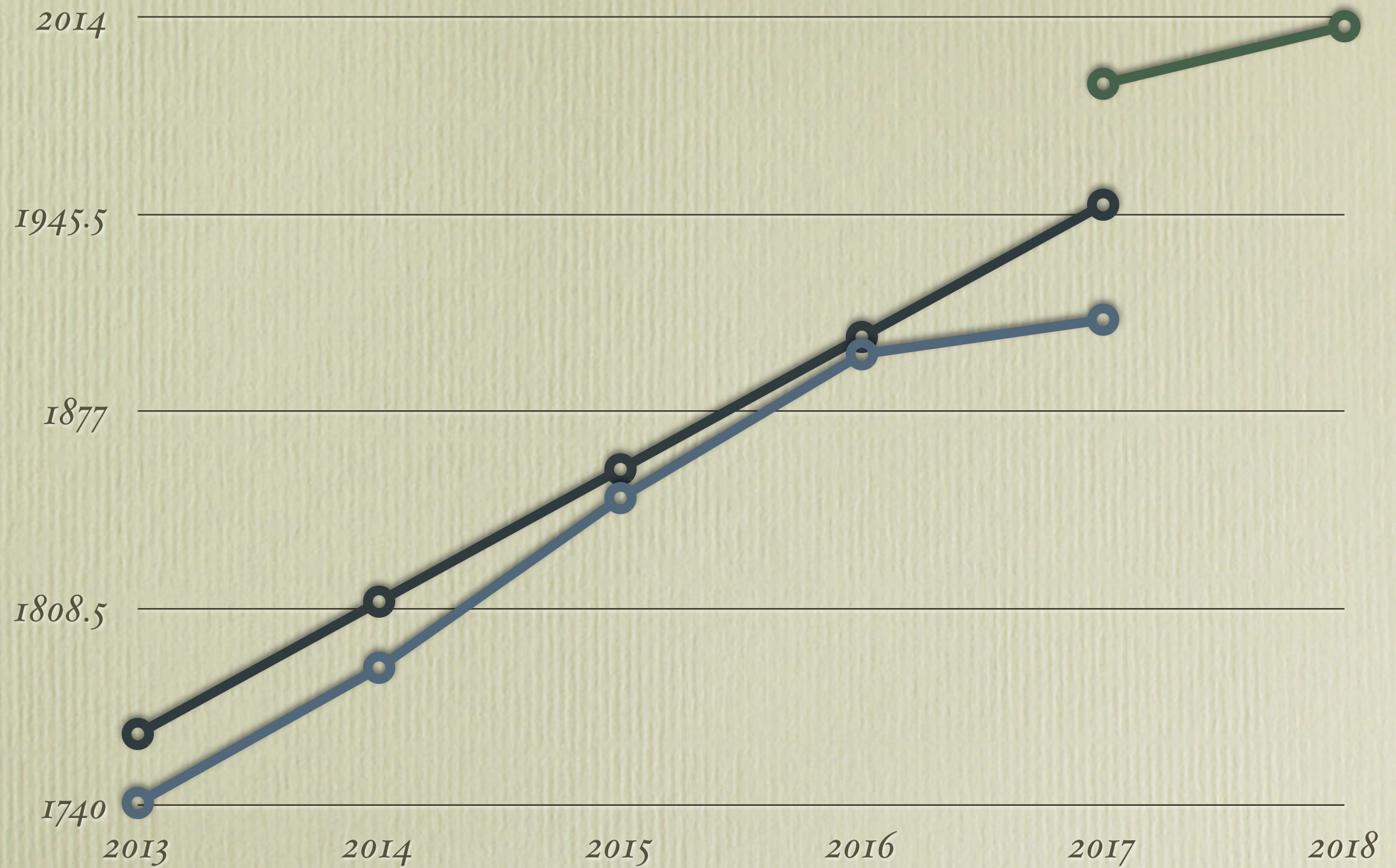


- In 2016 the new 10-1 Council commissioned another staffing report. (Matrix)
- Study cost \$200,000.
- Report recommended adding 94 police officers by 2017 and an additional 20 in 2018.
- City has added 12 since 2016.
- Author of report stated that Austin is the worst staffed police department he has ever studied.



- Based upon the two independent studies, and council decisions, APD is around 38-82 Officers short.
- This shortage is reflected in an increase in response times and the increase in violent crime rates.

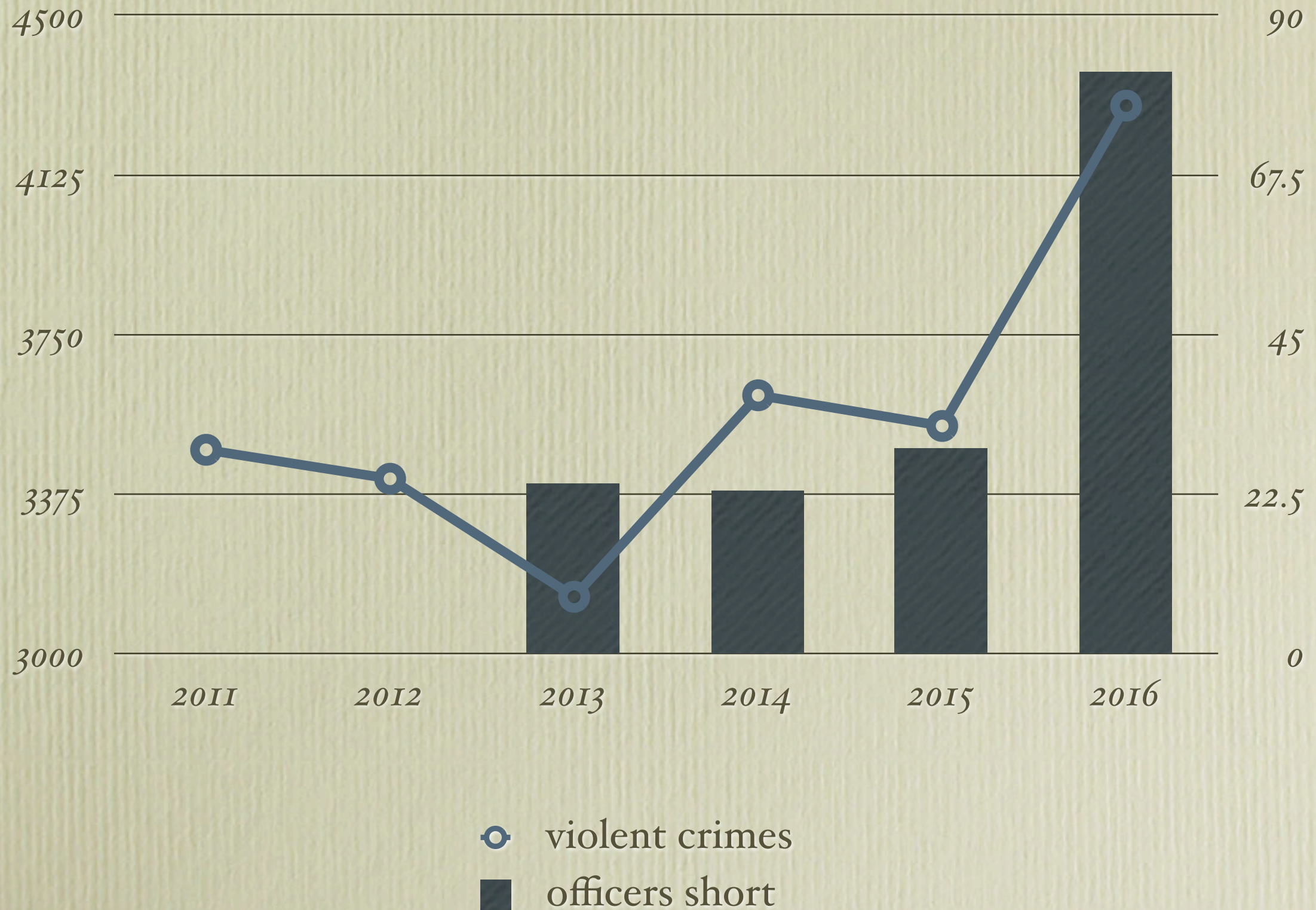




- APD Approved Staffing
- PERF report Suggested Staffing
- Matrix Report Suggested Staffing



# Violent Crimes / Officers Short

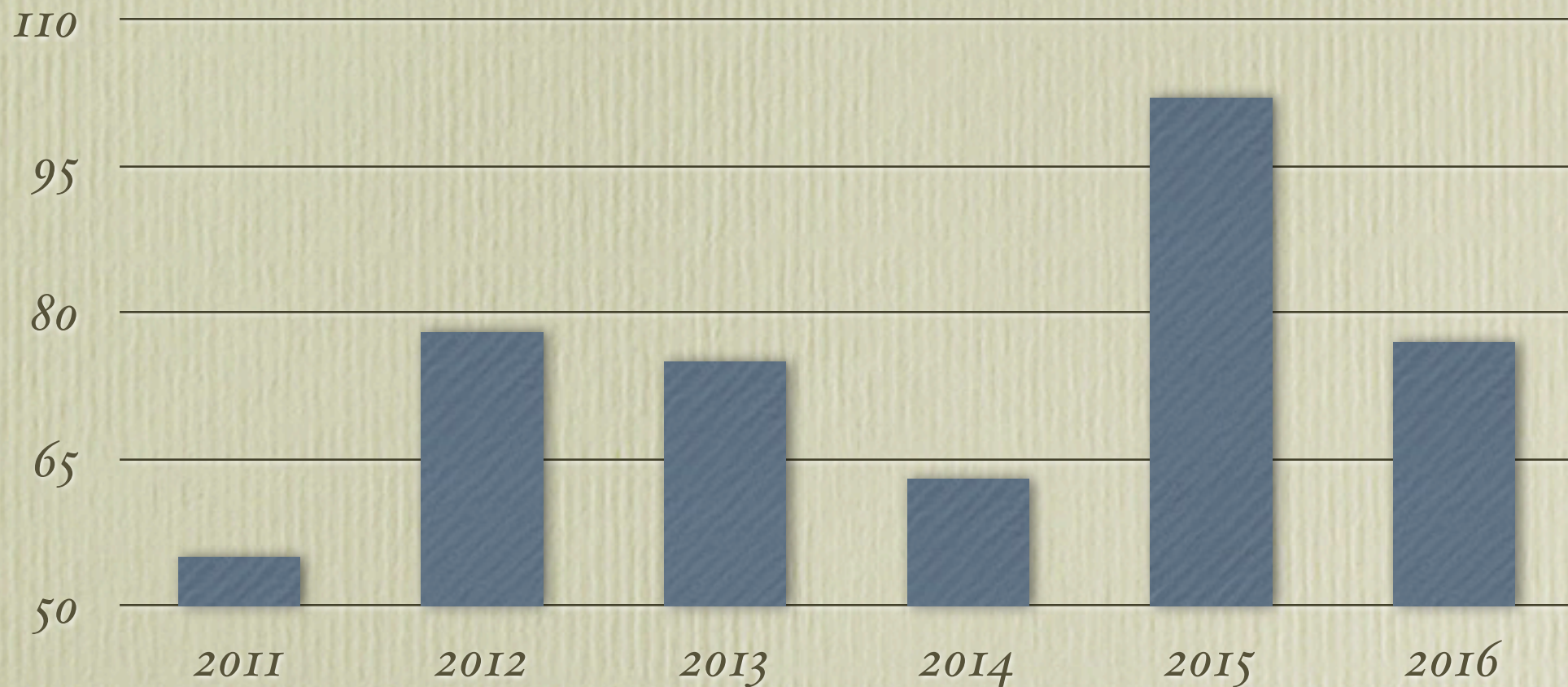




- Response times have increased by 15 percent since 2011, an increase of one minute and 15 seconds per call...



# Traffic Fatalities are on the rise...



- Officers are taking calls, they have no time to enforce traffic laws.



- Officers have little or no time between calls to engage in community policing.
- Community relations are suffering.



- Officers may resort to higher levels of force due to poor staffing and no backup.



- As neighborhood leaders, what are you noticing? Is this trend affecting your quality of life?



- What can this Council do to maintain our safety considering the competing demands for our tax dollars?